



# How to Withdraw

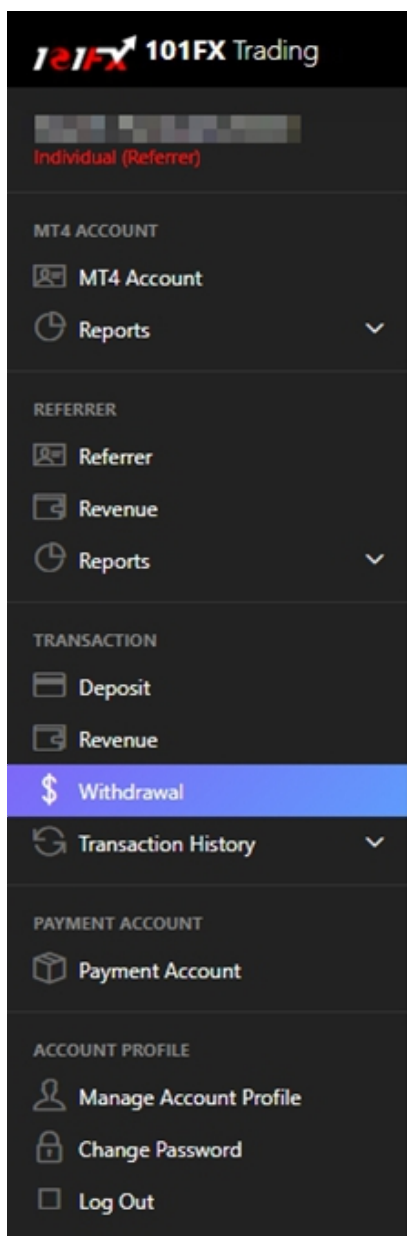
101 Venture Capital Limited

[www.101fx.com](http://www.101fx.com)

Risk Warning: trading leveraged products like Margin FX and CFDs puts your capital at risk.

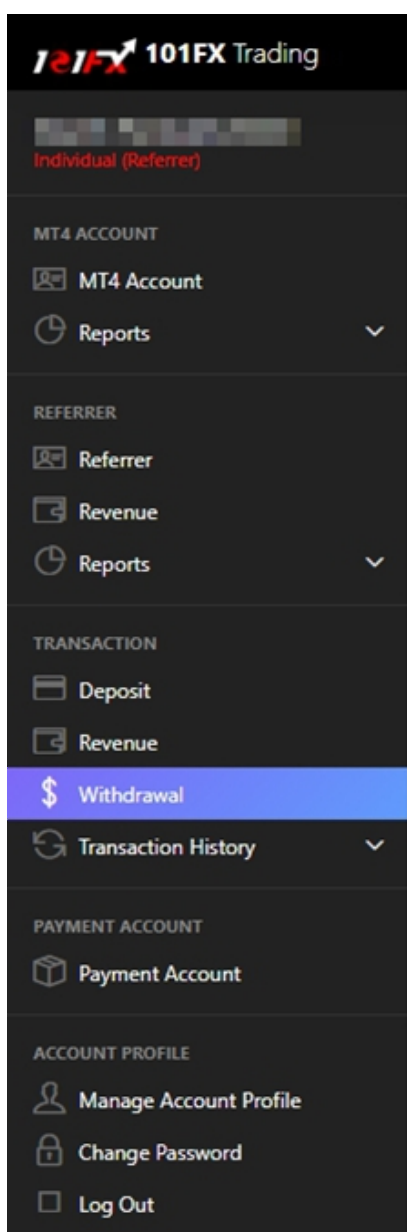


# How to make **withdrawal**



## Withdrawal menu

- Go to 'Withdrawal' Menu.
- Select your Withdrawal Type that you would like to transfer such as MT4 to Wallet , Wallet to BTC Wallet and Wallet to Other Wallet.
- Select MT4 Account number that you would like to withdraw and
- System will show the Total Amount available to withdrawal.
- Enter your 'Withdrawal Amount' that you would like to withdraw. And system display the Balanced
- Then click 'Confirm Withdrawal'



## 3 Types of Withdrawal with 101FX

- MT4 Account to Own Member
- Own Member Wallet to BTC
- Own Member Wallet to Other Member Wallet

## MT4 Account to Own Member Wallet

The screenshot shows a withdrawal form titled "TRANSACTION / WITHDRAWAL" and "\$ Withdrawal". The "Withdrawal Type" dropdown is set to "From MT4 Account to own Memb" and is highlighted with a red box. Below it, there are two dropdown menus for "Withdrawal From MT4 Account" and "Select Payment Account". The "Total Amount Available" is displayed as "USD 749.45". The "Withdrawal Amount" is set to "USD 200". The "Balanced After Withdrawal" is shown as "549.45". A red "Confirm Withdrawal" button is at the bottom.

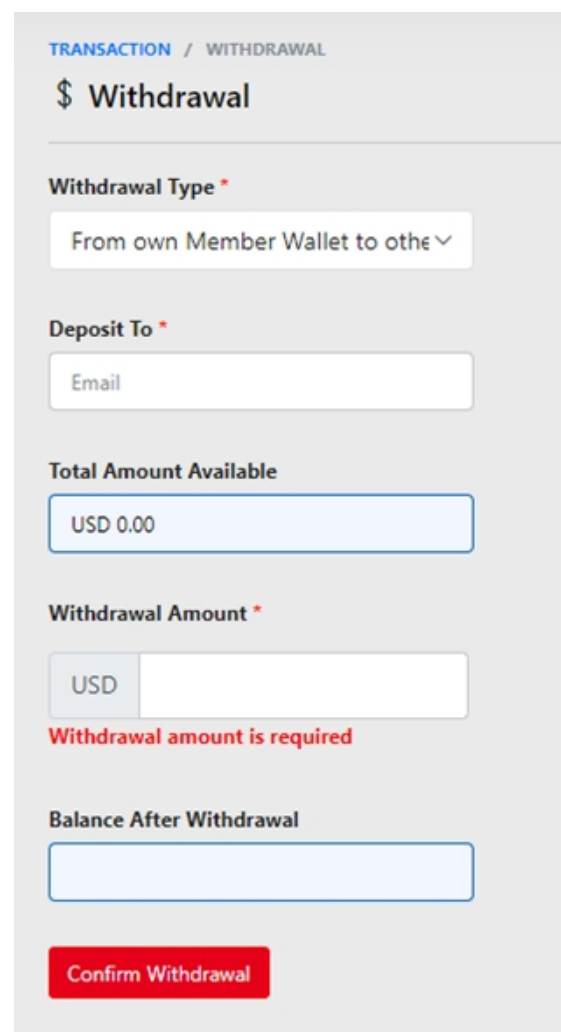
- Select Withdrawal Type is MT4 account to Own Member Wallet
- Select MT4 Account that you would like to withdraw.
- Select Your Payment Account
- 101FX display Total Withdrawal Amount Available.
- Enter you Withdrawal Amount and system will calculate your balance after withdrawal
- Then, Click '**Confirm Withdrawal**'

## Own Member Wallet to BTC Wallet

The screenshot shows a withdrawal form titled "TRANSACTION / WITHDRAWAL" and "\$ Withdrawal". The "Withdrawal Type" dropdown is set to "From own Member Wallet to BTC". Below it, there is a dropdown menu for "Deposit To". The "Total Amount Available" is displayed as "USD 0.00". The "Withdrawal Amount" is set to "USD" with an empty input field. A red error message "Withdrawal amount is required" is shown below the input field. The "Balance After Withdrawal" field is empty. A red "Confirm Withdrawal" button is at the bottom.

- Select Withdrawal Type is Own Member Wallet to BTC Wallet
- Select your own wallet.
- 101FX display Total Withdrawal Amount Available.
- Enter you Withdrawal Amount and system will calculate your balance after withdrawal.
- Then, Click '**Confirm Withdrawal**'

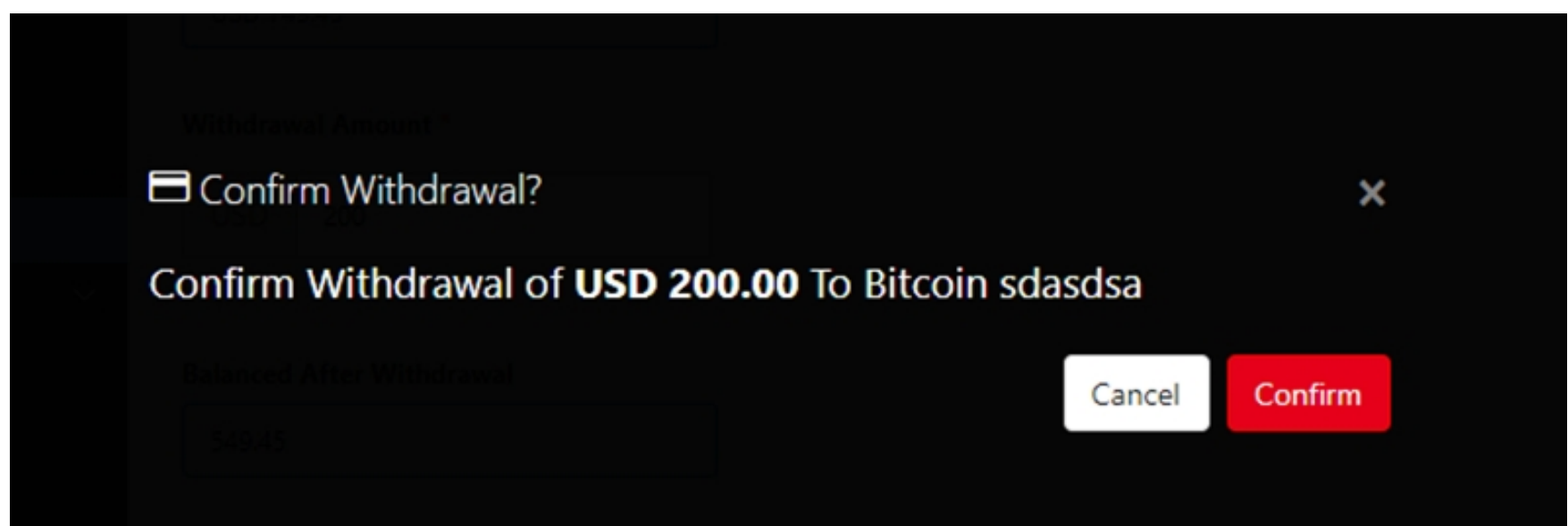
## Own Member Wallet to Other Member's Wallet



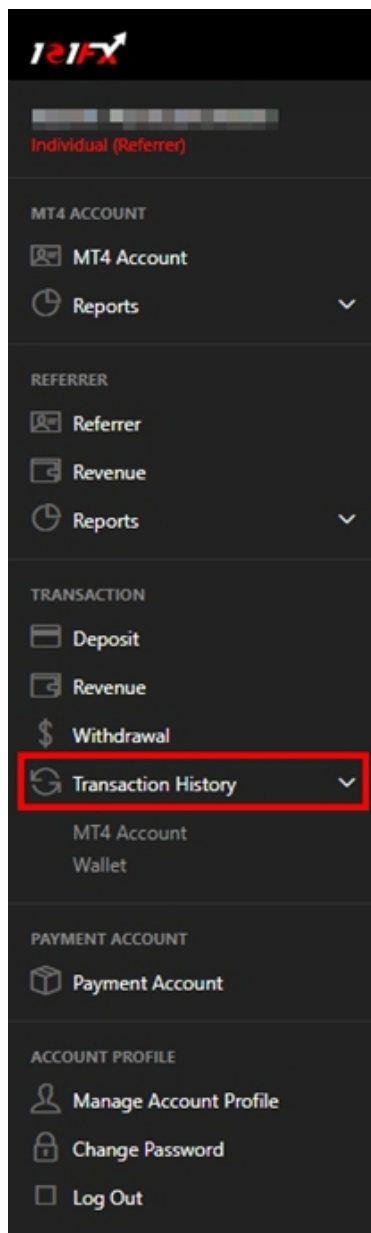
The screenshot shows a web form titled "TRANSACTION / WITHDRAWAL" with a "\$ Withdrawal" header. The form includes several fields: "Withdrawal Type" with a dropdown menu showing "From own Member Wallet to othe"; "Deposit To" with an "Email" input field; "Total Amount Available" with a text box showing "USD 0.00"; "Withdrawal Amount" with a "USD" dropdown and an empty input field, accompanied by a red error message "Withdrawal amount is required"; and "Balance After Withdrawal" with an empty text box. A red "Confirm Withdrawal" button is at the bottom.

- Select Withdrawal Type is Own Member Wallet to Other Member Wallet
- Enter E-mail's Member that you would like to deposit.
- 101FX display Total Withdrawal Amount Available.
- Enter you Withdrawal Amount and system will calculate your balance after withdrawal.
- Then, Click '**Confirm Withdrawal**'

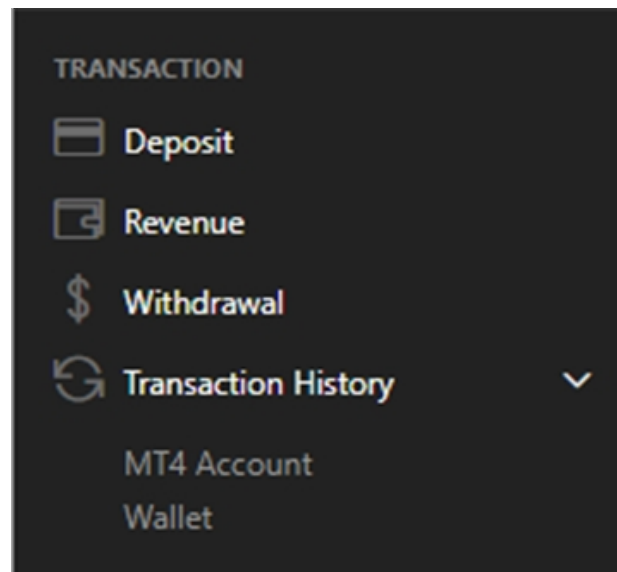
## Pop-up window for **Withdrawal confirmation**



- 101FX.com will confirm your withdrawal. Please recheck.
- Then, Click '**Confirm**'



## Transaction History menu



- Go to **'Transaction History'** Menu for review all your transaction history.
- Select review history form **'MT4 Account'** or **'Wallet'**

## Transaction History Menu

TRANSACTION / MT4 ACCOUNT DEPOSIT & WITHDRAWAL HISTORY

MT4 Account Deposit & Withdrawal History

Select MT4 Account:  Choose Transaction Type:  Status:

Transaction Date:  To:

Show  entries

TRANSACTION ID	PAYMENT GATEWAY TRANSACTION ID	TRANSACTION DATE	MT4 ACCOUNT NUMBER	DEPOSIT AMOUNT (HOME BASE/MT4 CURRENCY)	WITHDRAWAL AMOUNT (HOME BASE/MT4 CURRENCY)	STATUS
W-3		16 Sep 2019 23:38:50	10100003		USD 150.00 / USD 150.00	Pending
W-2		13 Sep 2019 15:40:27	10100003		USD 500.00 / USD 500.00	Rejected
D-3		13 Sep 2019 15:35:22	10100003	USD 1,000.00 / USD 1,000.00		Approved

- You will recheck the transaction status at Status column.
- If your transaction complete, the transaction status will change 'Pending' to 'Approved'
- Withdrawal Process need 3-5 working days.